

Energy performance certificate (EPC)

Certificate contents

- Rules on letting this property
- Energy rating and score
- Breakdown of property's energy performance
- How this affects your energy bills
- Impact on the environment
- Changes you could make
- Who to contact about this certificate
- Other certificates for this property

Share this certificate

- Email
- Copy link to clipboard
- Print

8 Talbot Road Fallowfield MANCHESTER M14 6TB	Energy rating 
Valid until 5 November 2032	Certificate number 2040-9210-6020-5790-3725

Property type	Semi-detached house
Total floor area	216 square metres

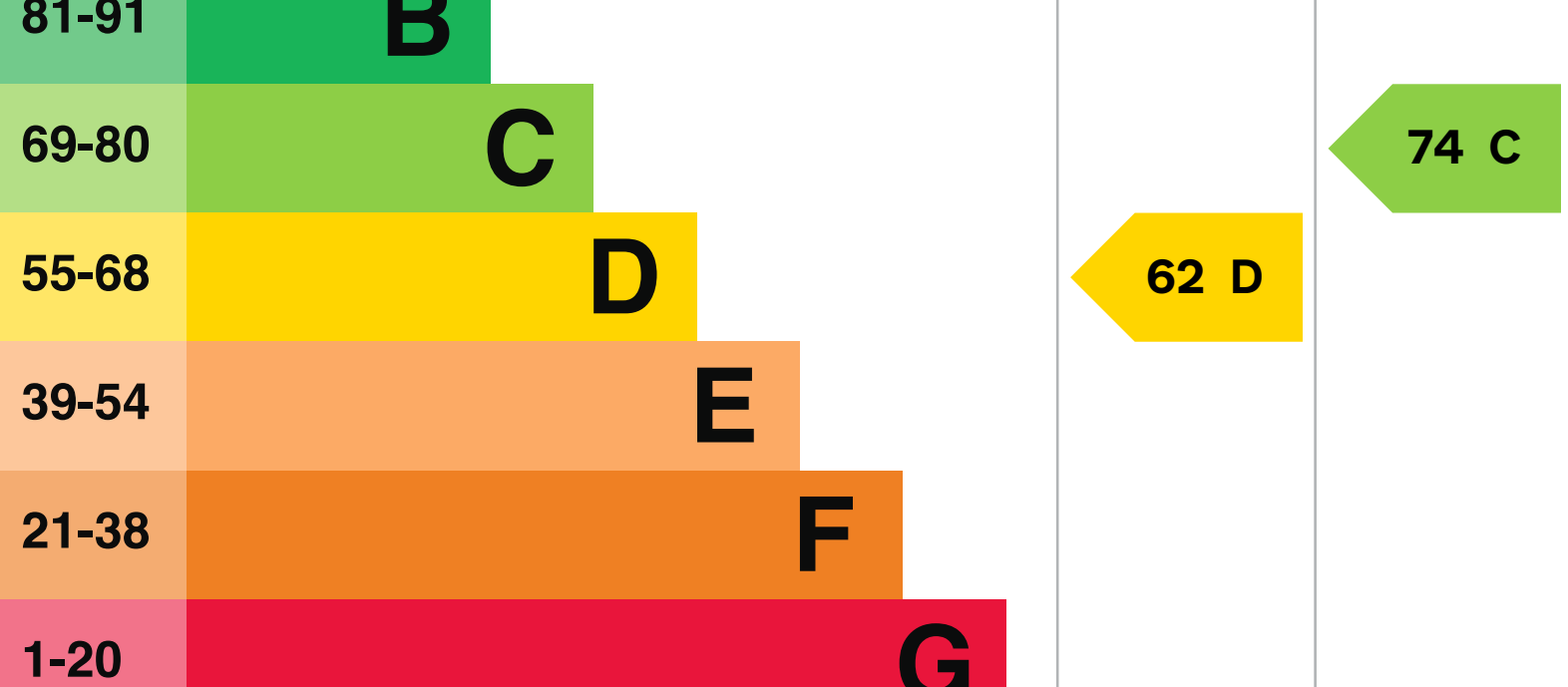
Rules on letting this property

Properties can be let if they have an energy rating from A to E. You can read [guidance for landlords on the regulations and exemptions](#).

Energy rating and score

This property's current energy rating is D. It has the potential to be C.

[See how to improve this property's energy efficiency.](#)



The graph shows this property's current and potential energy rating.

Properties get a rating from A (best) to G (worst) and a score. The better the rating and score, the lower your energy bills are likely to be.

For properties in England and Wales:

- the average energy rating is D
- the average energy score is 60

Breakdown of property's energy performance

Features in this property

Features get a rating from very good to very poor, based on how energy efficient they are. Ratings are not based on how well features work or their condition.

Assumed ratings are based on the property's age and type. They are used for features the assessor could not inspect.

Feature	Description	Rating
Wall	Solid brick, as built, no insulation (assumed)	Very poor
Wall	Cavity wall, as built, no insulation (assumed)	Poor
Roof	Pitched, no insulation (assumed)	Very poor
Roof	Roof room(s), insulated (assumed)	Good
Window	Fully double glazed	Good
Main heating	Boiler and radiators, mains gas	Good
Main heating control	Programmer, TRVs and bypass	Average
Hot water	From main system	Good
Lighting	Low energy lighting in all fixed outlets	Very good
Floor	Solid, no insulation (assumed)	N/A
Floor	Solid, insulated (assumed)	N/A
Secondary heating	None	N/A

Primary energy use

The primary energy use for this property per year is 227 kilowatt hours per square metre (kWh/m2).

[About primary energy use](#)

How this affects your energy bills

An average household would need to spend **£1,690 per year on heating, hot water and lighting** in this property. These costs usually make up the majority of your energy bills.

You could **save £293 per year** if you complete the suggested steps for improving this property's energy rating.

This is **based on average costs in 2022** when this EPC was created. People living at the property may use different amounts of energy for heating, hot water and lighting.

Heating this property

Estimated energy needed in this property is:

- 30,417 kWh per year for heating
- 1,755 kWh per year for hot water

Impact on the environment

This property's current environmental impact rating is E. It has the potential to be D.

Properties get a rating from A (best) to G (worst) on how much carbon dioxide (CO2) they produce each year. CO2 harms the environment.

Carbon emissions

An average household produces	6 tonnes of CO2
This property produces	8.7 tonnes of CO2
This property's potential production	6.1 tonnes of CO2


You could improve this property's CO2 emissions by making the suggested changes. This will help to protect the environment.

These ratings are based on assumptions about average occupancy and energy use. People living at the property may use different amounts of energy.


Changes you could make

[Do I need to follow these steps in order?](#)

Step 1: Internal or external wall insulation

Typical installation cost	£4,000 - £14,000
Typical yearly saving	£292
Potential rating after completing step 1	

Step 2: Solar photovoltaic panels, 2.5 kWp

Typical installation cost	£3,500 - £5,500
Typical yearly saving	£333
Potential rating after completing steps 1 and 2	

Help paying for energy improvements

You might be able to get a grant from the [Boiler Upgrade Scheme](#). This will help you buy a more efficient, low carbon heating system for this property.

More ways to save energy

[Find ways to save energy in your home.](#)

Who to contact about this certificate

Contacting the assessor

If you're unhappy about your property's energy assessment or certificate, you can complain to the assessor who created it.

Assessor's name	John Mulligan
Telephone	07957636080
Email	john@propertiesolutionsnw.co.uk

Contacting the accreditation scheme

If you're still unhappy after contacting the assessor, you should contact the assessor's accreditation scheme.

Accreditation scheme	Quidos Limited
Assessor's ID	QUID203178
Telephone	01225 667 570
Email	info@quidos.co.uk

About this assessment

Assessor's declaration	No related party
Date of assessment	27 October 2022
Date of certificate	6 November 2022
Type of assessment	RdSAP

Other certificates for this property

If you are aware of previous certificates for this property and they are not listed here, please contact us at dluhc.digital-services@levellingup.gov.uk or call our helpdesk on 020 3829 0748 (Monday to Friday, 9am to 5pm).

Certificate number	0274-2894-6476-9023-8015
Valid until	23 April 2027
Certificate number	8923-6027-7460-4944-0922
Valid until	9 April 2027
Certificate number	8823-6027-7460-4954-0922
Valid until	9 April 2027
Certificate number	2518-2940-6260-7592-0944
Expired on	29 October 2022
Certificate number	8020-6028-7460-4941-0992
Expired on	18 August 2020